




WALLCANO
TILES

SURFACES
FOR
Luxurious
LIVING

✉ sales@wallcanotiles.co.uk
🌐 www.wallcanotiles.co.uk

PRODUCT CATALOGUE



**INSPIRED BY
RAW EARTHY
ELEGANCE**

Bring into your space
tiles that create an aura of
natural character.

60x120cm

**/ Polished / Matt / Carving
/ High Gloss / Glass Tiles**

 HIGH MODULE OF
BREAKAGE

 LOW THERMAL
EXPANSION

 RESISTANCE TO
FROST

 LOW
ABSORPTION

 UNDER FLOOR
HEATING

 MINIMUM DEVIATION
FROM EDGE



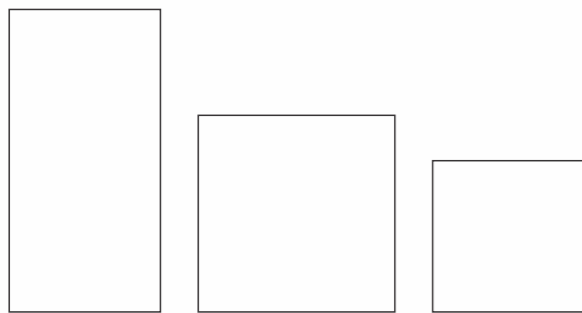
ALLURE GREY 60x120cm / Polished



- HIGH MODULE OF BREAKAGE
- LOW THERMAL EXPANSION
- RESISTANCE TO FROST
- LOW ABSORPTION
- UNDER FLOOR HEATING
- MINIMUM DEVIATION FROM EDGE



AVAILABLE SIZES:



60x120cm 80x80cm 60x60cm

Surface: POLISHED Thickness: 9mm Random: 6


ALLURE GREY

60x120cm / Polished





AVAILABLE SIZES:



60x120cm



60x60cm
Matt

Surface:
POLISHED

Thickness: 9mm

Random: 8

RUBY ONYX SKY 60x120cm / Polished


WALLCANO
TILES



HIGH MODULE OF
BREAKAGE



LOW THERMAL
EXPANSION



RESISTANCE TO
FROST



LOW
ABSORPTION



UNDER FLOOR
HEATING



MINIMUM DEVIATION
FROM EDGE



RUBY ONYX SKY

60x120cm / Polished






RUBY ONYX PINK 60x120cm / Polished



- HIGH MODULE OF BREAKAGE
- LOW THERMAL EXPANSION
- RESISTANCE TO FROST
- LOW ABSORPTION
- UNDER FLOOR HEATING
- MINIMUM DEVIATION FROM EDGE



AVAILABLE SIZES:



60x120cm

Surface:
POLISHED

Thickness: 9mm

Random: 6

RUBY ONYX PINK

60x120cm / Polished





SPLENDOR GOLD 60x120cm / Polished



- HIGH MODULE OF BREAKAGE
- LOW THERMAL EXPANSION
- RESISTANCE TO FROST
- LOW ABSORPTION
- UNDER FLOOR HEATING
- MINIMUM DEVIATION FROM EDGE



AVAILABLE SIZES:



60x120cm



60x60cm


Surface: POLISHED

Thickness: 9mm

Random: 6

SPLENDOR GOLD

60x120cm / Polished





AVAILABLE SIZES:



60x120cm

Surface:
POLISHED


Thickness: 9mm

Random: 6

SPLENDOR GREEN 60x120cm / Polished



-  HIGH MODULE OF BREAKAGE
-  LOW THERMAL EXPANSION
-  RESISTANCE TO FROST
-  LOW ABSORPTION
-  UNDER FLOOR HEATING
-  MINIMUM DEVIATION FROM EDGE



SPLENDOR GREEN

60x120cm / Polished






PACIFIC AQUA 60x120cm / Polished



- ↓ HIGH MODULE OF BREAKAGE
- ↕ LOW THERMAL EXPANSION
- ❄ RESISTANCE TO FROST
- 💧 LOW ABSORPTION
- 🔥 UNDER FLOOR HEATING
- ⚡ MINIMUM DEVIATION FROM EDGE

AVAILABLE SIZES:



60x120cm

Surface:
POLISHED


Thickness: 9mm


Random: 4



PACIFIC AQUA

60x120cm / Polished





ETERNAL SATUARIO 60x120cm / Polished




- HIGH MODULE OF BREAKAGE
- LOW THERMAL EXPANSION
- RESISTANCE TO FROST
- LOW ABSORPTION
- UNDER FLOOR HEATING
- MINIMUM DEVIATION FROM EDGE



AVAILABLE SIZES:



60x120cm Polished



60x60cm Polished/Matt



30x60cm Polished/Matt

Surface: POLISHED / MATT Thickness: 9mm Random: 6

ETERNAL SATUARIO

60x120cm / Polished






SPANISH PUNCH 60x120cm / Matt



- HIGH MODULE OF BREAKAGE
- LOW THERMAL EXPANSION
- RESISTANCE TO FROST
- LOW ABSORPTION
- UNDER FLOOR HEATING
- MINIMUM DEVIATION FROM EDGE



AVAILABLE SIZES:



60x120cm



60x60cm

Surface:
MATT

Thickness: 9mm

Random: 6

SPANISH PUNCH

60x120cm / Matt





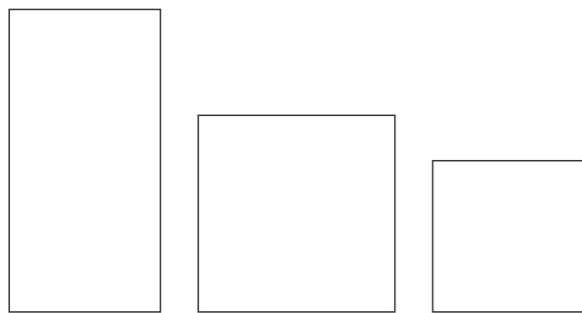
DAPPLED GREY 60x120cm / Carving



- HIGH MODULE OF BREAKAGE
- LOW THERMAL EXPANSION
- RESISTANCE TO FROST
- LOW ABSORPTION
- UNDER FLOOR HEATING
- MINIMUM DEVIATION FROM EDGE



AVAILABLE SIZES:



60x120cm 80x80cm 60x60cm

Surface: CARVING Thickness: 9mm Random: 5

DAPPLED GREY

60x120cm / Carving





AVAILABLE SIZES:



60x120cm

Surface:
CARVING

Thickness: 9mm

Random: 8

GOLDEN VEINS 60x120cm / Carving



HIGH MODULE OF
BREAKAGE



LOW THERMAL
EXPANSION



RESISTANCE TO
FROST



LOW
ABSORPTION



UNDER FLOOR
HEATING



MINIMUM DEVIATION
FROM EDGE



WALLCANO
TILES



GOLDEN VEINS

60x120cm / Carving






VEINS GREY 60x120cm / Carving



- HIGH MODULE OF BREAKAGE
- LOW THERMAL EXPANSION
- RESISTANCE TO FROST
- LOW ABSORPTION
- UNDER FLOOR HEATING
- MINIMUM DEVIATION FROM EDGE



AVAILABLE SIZES:



60x120cm



60x60cm

Surface:
CARVING

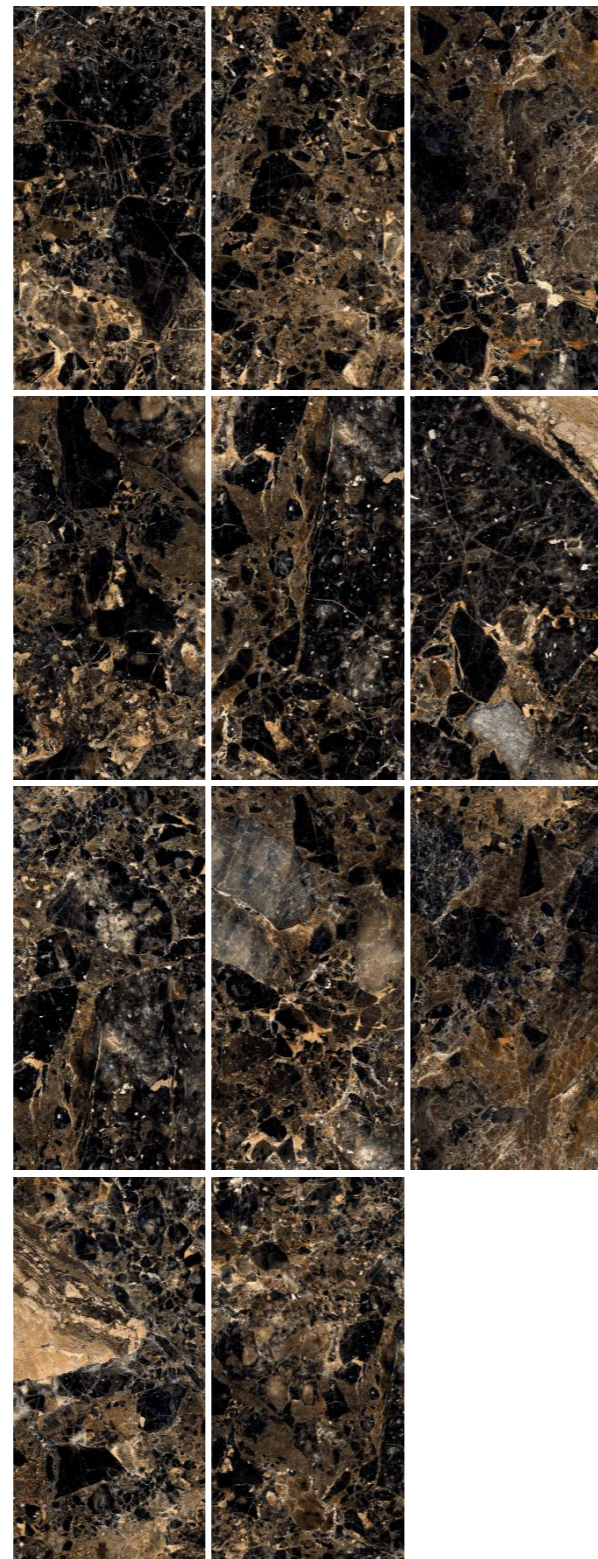

Thickness: 9mm

Random: 4

VEINS GREY

60x120cm / Carving





AVAILABLE SIZES:



60x120cm

Surface:
HIGH GLOSS

Thickness: 9mm

Random: 11

MAGIC GOLD 60x120cm / High Gloss





- HIGH MODULE OF BREAKAGE
- LOW THERMAL EXPANSION
- RESISTANCE TO FROST
- LOW ABSORPTION
- UNDER FLOOR HEATING
- MINIMUM DEVIATION FROM EDGE



MAGIC GOLD

60x120cm / Highgloss





AVAILABLE SIZES:



60x120cm

Surface:
HIGH GLOSS

Thickness: 9mm

Random: 11

BLACK THUNDER 60x120cm / High Gloss



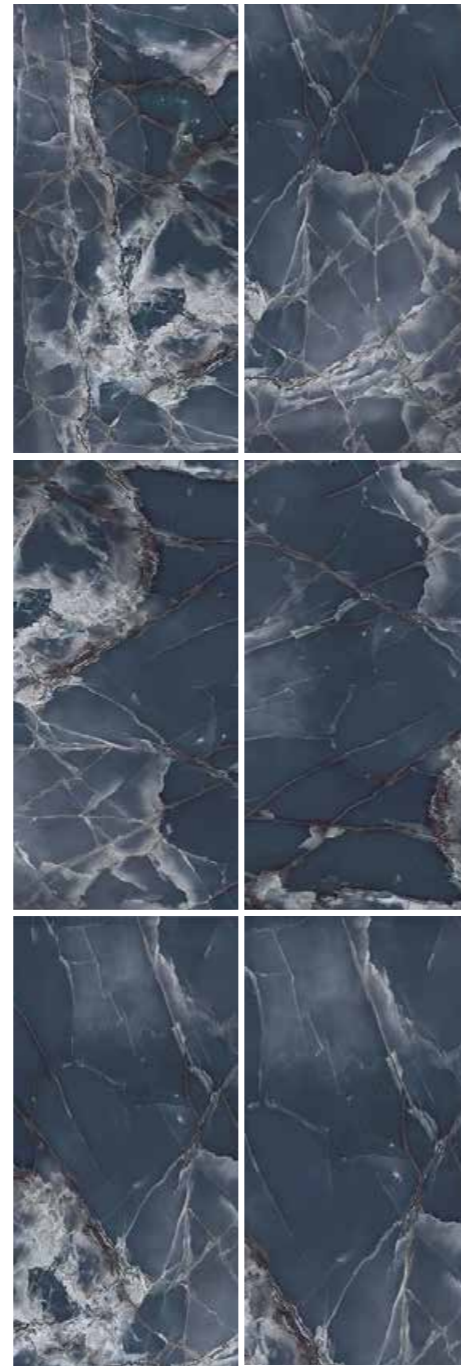
- HIGH MODULE OF BREAKAGE
- LOW THERMAL EXPANSION
- RESISTANCE TO FROST
- LOW ABSORPTION
- UNDER FLOOR HEATING
- MINIMUM DEVIATION FROM EDGE



BLACK THUNDER

60x120cm / Highgloss






ONYX BLUE 60x120cm / High Gloss



- HIGH MODULE OF BREAKAGE
- LOW THERMAL EXPANSION
- RESISTANCE TO FROST
- LOW ABSORPTION
- UNDER FLOOR HEATING
- MINIMUM DEVIATION FROM EDGE



AVAILABLE SIZES:






60x120cm

Surface: HIGH GLOSS Thickness: 9mm Random: 6

ONYX BLUE

60x120cm / Highgloss






AVAILABLE SIZES:



60x120cm



Surface:
GLASS TILES


Thickness: 9mm

Random: 10



MAGNUM BLUE 60x120cm / Glass Tiles



-  HIGH MODULE OF BREAKAGE
-  LOW THERMAL EXPANSION
-  RESISTANCE TO FROST
-  LOW ABSORPTION
-  UNDER FLOOR HEATING
-  MINIMUM DEVIATION FROM EDGE



MAGNUM
BLUE
60x120cm / Glasstiles






AVAILABLE SIZES:



60x120cm



Surface:
GLASS TILES


Thickness: 9mm

Random: 10


BURNT CHARCOAL 60x120cm / Glass Tiles

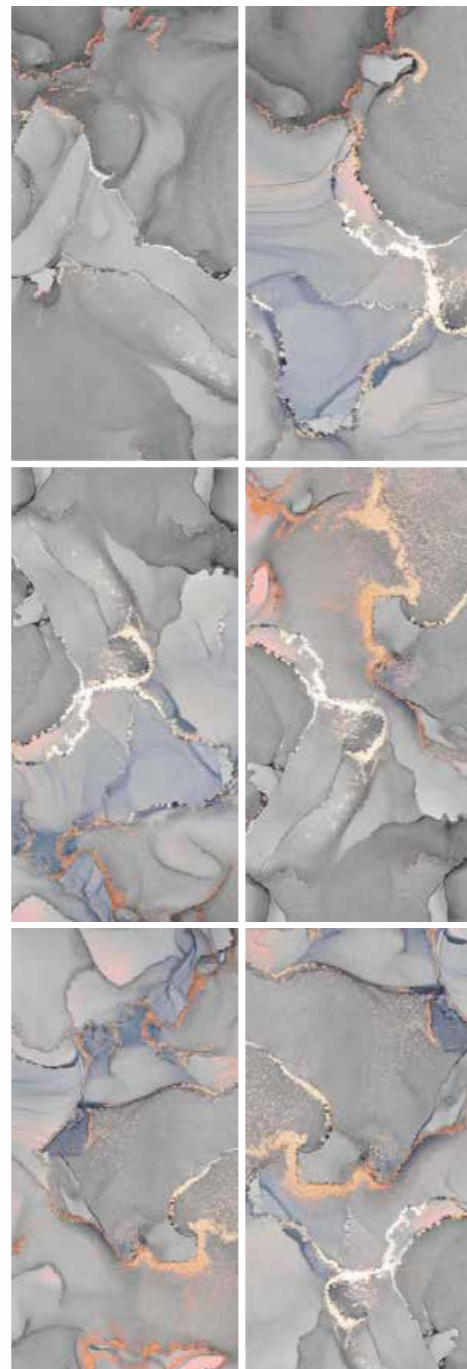
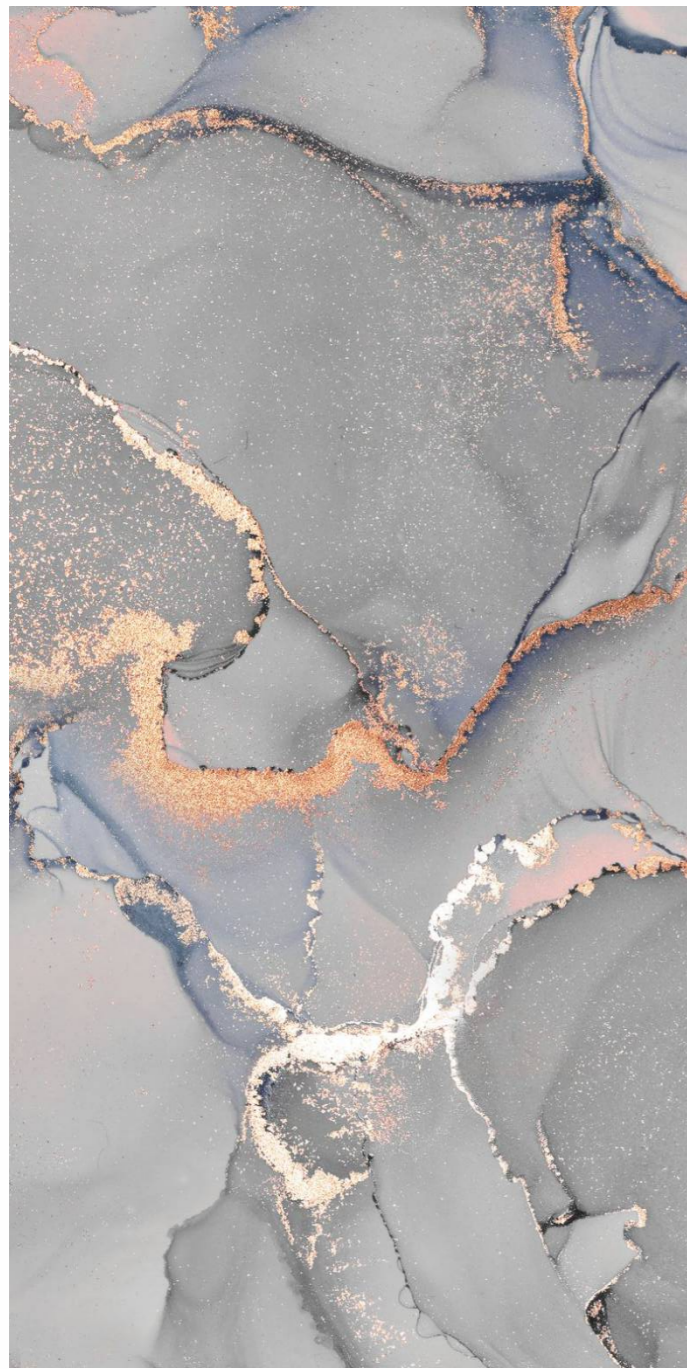


-  HIGH MODULE OF BREAKAGE
-  LOW THERMAL EXPANSION
-  RESISTANCE TO FROST
-  LOW ABSORPTION
-  UNDER FLOOR HEATING
-  MINIMUM DEVIATION FROM EDGE




BURNT
CHARCOAL
60x120cm / Classtiles

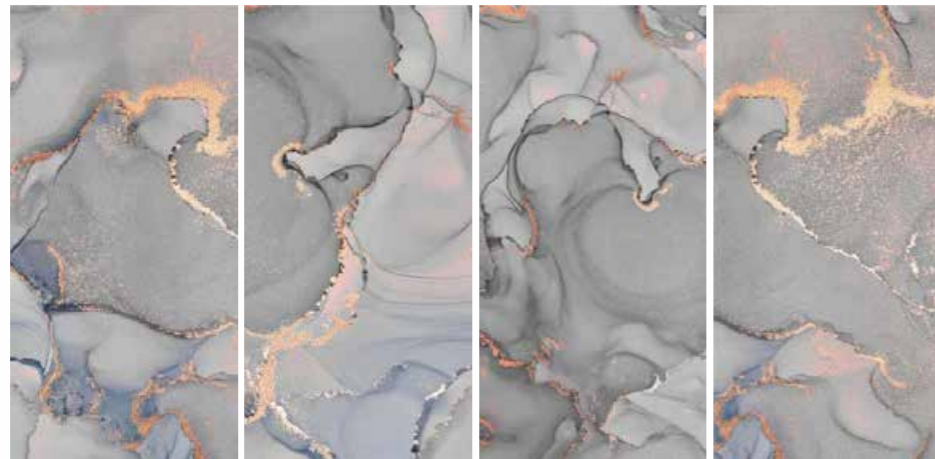




AVAILABLE SIZES:



60x120cm



Surface:
GLASS TILES

Thickness: 9mm

Random: 10

HURRICAN ROSE GOLD 60x120cm / Glass Tiles

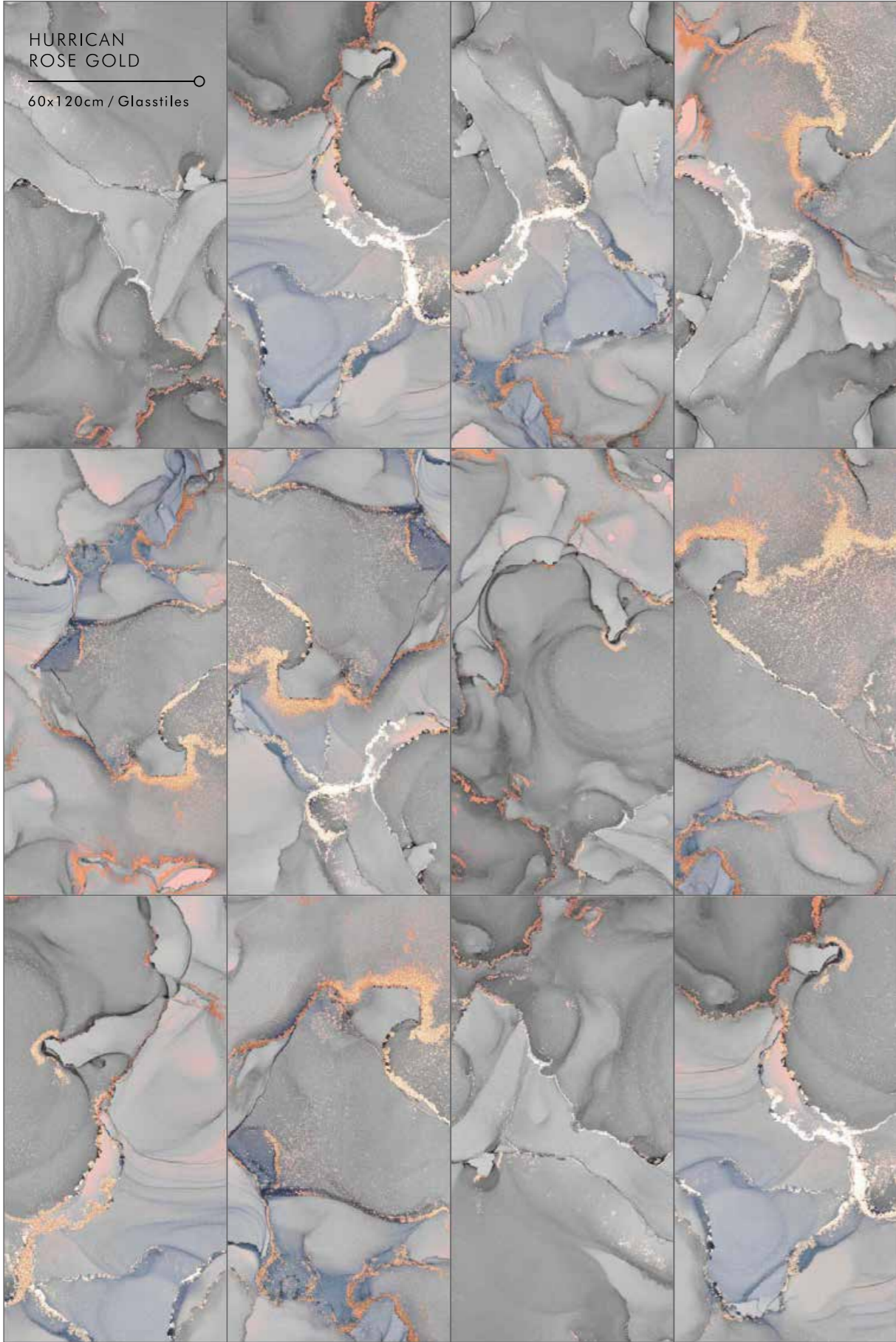


-  HIGH MODULE OF BREAKAGE
-  LOW THERMAL EXPANSION
-  RESISTANCE TO FROST
-  LOW ABSORPTION
-  UNDER FLOOR HEATING
-  MINIMUM DEVIATION FROM EDGE




HURRICAN
ROSE GOLD

60x120cm / Glasstiles






AVAILABLE SIZES:



60x120cm



Surface:
GLASS TILES

Thickness: 9mm

Random: 10

GLOUCOUS WHITE 60x120cm / Glass Tiles






-  HIGH MODULE OF BREAKAGE
-  LOW THERMAL EXPANSION
-  RESISTANCE TO FROST
-  LOW ABSORPTION
-  UNDER FLOOR HEATING
-  MINIMUM DEVIATION FROM EDGE




GLOUCOUS
WHITE
60x120cm / Glasstiles





AVAILABLE SIZES:



60x120cm

Surface:
GLASS TILES

Thickness: 9mm

Random: 10

SCORIA GOLD 60x120cm / Glass Tiles



HIGH MODULE OF
BREAKAGE



LOW THERMAL
EXPANSION



RESISTANCE TO
FROST



LOW
ABSORPTION



UNDER FLOOR
HEATING




MINIMUM DEVIATION
FROM EDGE



SCORIA
GOLD

60x120cm / Glasstiles




**INSPIRED BY
RAW EARTHY
ELEGANCE**

Bring into your space
tiles that create an aura of
natural character.



60x60cm

/ Polished / Matt / Carving

 HIGH MODULE OF
BREAKAGE

 LOW THERMAL
EXPANSION

 RESISTANCE TO
FROST

 LOW
ABSORPTION

 UNDER FLOOR
HEATING

 MINIMUM DEVIATION
FROM EDGE



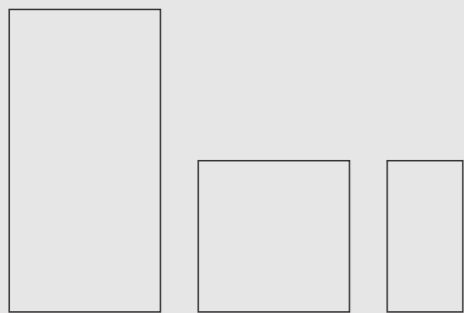
ETERNAL SATUARIO 60x60cm / Polished & Matt



-  HIGH MODULE OF BREAKAGE
-  LOW THERMAL EXPANSION
-  RESISTANCE TO FROST
-  LOW ABSORPTION
-  UNDER FLOOR HEATING
-  MINIMUM DEVIATION FROM EDGE



AVAILABLE SIZES:




60x120cm Polished
 60x60cm Polished / Matt
 30x60cm Polished / Matt

Surface: POLISHED / MATT
 Thickness: 9mm
 Random: 8

ETERNAL
SATVARIO

60x60cm / Polished





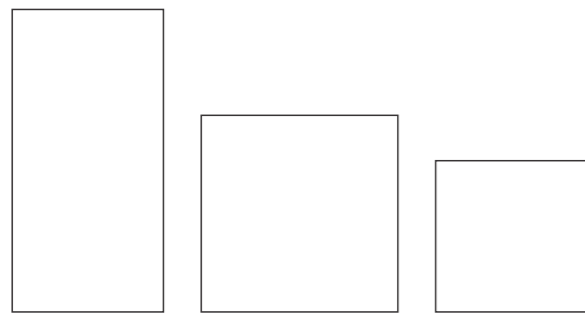
ALLURE GREY 60x60cm / Polished



- HIGH MODULE OF BREAKAGE
- LOW THERMAL EXPANSION
- RESISTANCE TO FROST
- LOW ABSORPTION
- UNDER FLOOR HEATING
- MINIMUM DEVIATION FROM EDGE



AVAILABLE SIZES:



60x120cm 80x80cm 60x60cm

Surface: POLISHED Thickness: 9mm Random: 8

ALLURE
GREY

60x60cm / Polished






ONDULATO GREY 60x60cm / Polished



-  HIGH MODULE OF BREAKAGE
-  LOW THERMAL EXPANSION
-  RESISTANCE TO FROST
-  LOW ABSORPTION
-  UNDER FLOOR HEATING
-  MINIMUM DEVIATION FROM EDGE



AVAILABLE SIZES:



60x60cm

Surface:
POLISHED

Thickness: 9mm

Random: 8

ONDULATO
GREY

60x60cm / Polished






SPECTRA BIANCO ENDLESS 60x60cm / Polished



- HIGH MODULE OF BREAKAGE
- LOW THERMAL EXPANSION
- RESISTANCE TO FROST
- LOW ABSORPTION
- UNDER FLOOR HEATING
- MINIMUM DEVIATION FROM EDGE



AVAILABLE SIZES:



60x60cm



30x60cm

Surface:
POLISHED

Thickness: 9mm

Random: 8

SPECTRA BIANCO
ENDLESS

60x60cm / Polished






SPECTRA GRISS ENDLESS 60x60cm / Polished



- HIGH MODULE OF BREAKAGE
- LOW THERMAL EXPANSION
- RESISTANCE TO FROST
- LOW ABSORPTION
- UNDER FLOOR HEATING
- MINIMUM DEVIATION FROM EDGE



AVAILABLE SIZES:



60x60cm



30x60cm


Surface: POLISHED

Thickness: 9mm

Random: 8

SPECTRA GRISS
ENDLESS

60x60cm / Polished





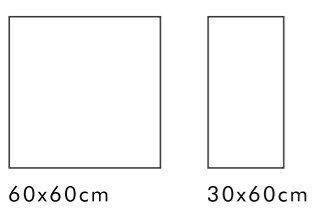
SPECTRA BROWN ENDLESS 60x60cm / Polished



- HIGH MODULE OF BREAKAGE
- LOW THERMAL EXPANSION
- RESISTANCE TO FROST
- LOW ABSORPTION
- UNDER FLOOR HEATING
- MINIMUM DEVIATION FROM EDGE



AVAILABLE SIZES:



60x60cm 30x60cm

Surface: POLISHED Thickness: 9mm Random: 8

SPECTRA BROWN
ENDLESS

60x60cm / Polished






RUBY ONYX SKY 60x60cm / Matt



- HIGH MODULE OF BREAKAGE
- LOW THERMAL EXPANSION
- RESISTANCE TO FROST
- LOW ABSORPTION
- UNDER FLOOR HEATING
- MINIMUM DEVIATION FROM EDGE



AVAILABLE SIZES:



60x120cm



60x60cm
Polished / Matt


Surface:
POLISHED

Thickness: 9mm

Random: 6

RUBY ONYX
SKY

60x60cm / Polished






SPLENDOR GOLD 60x60cm / Polished




-  HIGH MODULE OF BREAKAGE
-  LOW THERMAL EXPANSION
-  RESISTANCE TO FROST
-  LOW ABSORPTION
-  UNDER FLOOR HEATING
-  MINIMUM DEVIATION FROM EDGE



AVAILABLE SIZES:



60x120cm



60x60cm


Surface:
POLISHED

Thickness: 9mm

Random: 6

SPLENDOR
GOLD

60x60cm / Polished





ONYX WHITE 60x60cm / Polished




- HIGH MODULE OF BREAKAGE
- LOW THERMAL EXPANSION
- RESISTANCE TO FROST
- LOW ABSORPTION
- UNDER FLOOR HEATING
- MINIMUM DEVIATION FROM EDGE



AVAILABLE SIZES:



80x120cm



60x60cm



30x60cm


Surface:
POLISHED

Thickness: 9mm

Random: 8

ONYX
WHITE

60x60cm / Polished






SPANISH PUNCH 60x60cm / Matt



-  HIGH MODULE OF BREAKAGE
-  LOW THERMAL EXPANSION
-  RESISTANCE TO FROST
-  LOW ABSORPTION
-  UNDER FLOOR HEATING
-  MINIMUM DEVIATION FROM EDGE



AVAILABLE SIZES:



60x120cm



60x60cm

Surface:
MATT


Thickness: 9mm

Random: 8

SPANISH
PUNCH

60x60cm / Matt






VEINS GREY 60x60cm / Carving



- HIGH MODULE OF BREAKAGE
- LOW THERMAL EXPANSION
- RESISTANCE TO FROST
- LOW ABSORPTION
- UNDER FLOOR HEATING
- MINIMUM DEVIATION FROM EDGE



AVAILABLE SIZES:



60x120cm



60x60cm


Surface: CARVING

Thickness: 9mm

Random: 8

VEINS
GREY

60x60cm / Carving





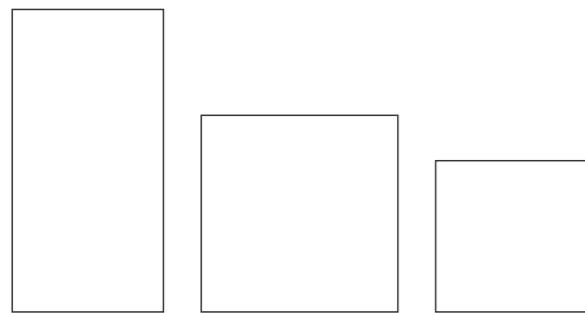
DAPPLED GREY 60x60cm / Carving



- HIGH MODULE OF BREAKAGE
- LOW THERMAL EXPANSION
- RESISTANCE TO FROST
- LOW ABSORPTION
- UNDER FLOOR HEATING
- MINIMUM DEVIATION FROM EDGE



AVAILABLE SIZES:



60x120cm

80x80cm

60x60cm

Surface:
CARVING

Thickness: 9mm

Random: 10

DAPPLED
GREY

60x60cm / Carving




**INSPIRED BY
RAW EARTHY
ELEGANCE**

Bring into your space
tiles that create an aura of
natural character.


80x80cm

/ Polished / Carving


 HIGH MODULE OF
BREAKAGE

 LOW THERMAL
EXPANSION

 RESISTANCE TO
FROST

 LOW
ABSORPTION

 UNDER FLOOR
HEATING

 MINIMUM DEVIATION
FROM EDGE



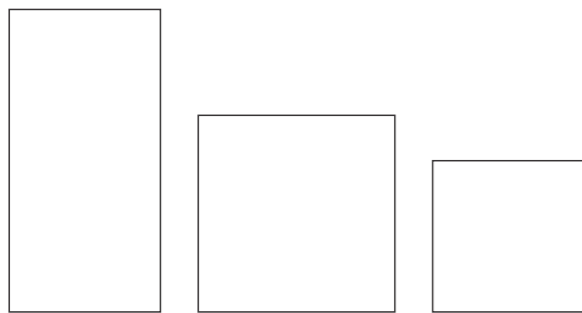
DAPPLED GREY 80x80cm / Carving



- HIGH MODULE OF BREAKAGE
- LOW THERMAL EXPANSION
- RESISTANCE TO FROST
- LOW ABSORPTION
- UNDER FLOOR HEATING
- MINIMUM DEVIATION FROM EDGE



AVAILABLE SIZES:




60x120cm 80x80cm 60x60cm

Surface: CARVING Thickness: 9mm Random: 6

DAPPLED
GREY

80x80cm / Carving





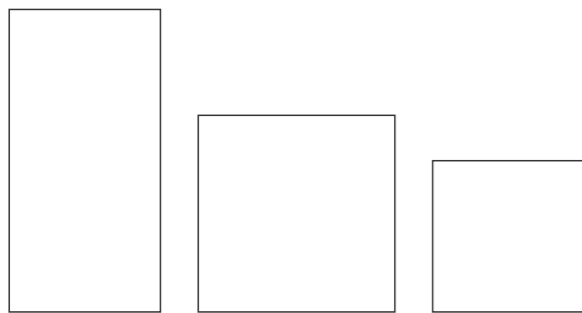
ALLURE GREY 80x80cm / Polished



- HIGH MODULE OF BREAKAGE
- LOW THERMAL EXPANSION
- RESISTANCE TO FROST
- LOW ABSORPTION
- UNDER FLOOR HEATING
- MINIMUM DEVIATION FROM EDGE



AVAILABLE SIZES:



60x120cm

80x80cm

60x60cm

Surface:
POLISHED

Thickness: 9mm

Random: 6

ALLURE
GREY

80x80cm / Polished





REAL SATUARIO 80x80cm / Polished



-  HIGH MODULE OF BREAKAGE
-  LOW THERMAL EXPANSION
-  RESISTANCE TO FROST
-  LOW ABSORPTION
-  UNDER FLOOR HEATING
-  MINIMUM DEVIATION FROM EDGE



AVAILABLE SIZES:



80x80cm

Surface:
POLISHED

Thickness: 9mm

Random: 6

REAL
SATUARIO

80x80cm / Polished





**INSPIRED BY
RAW EARTHY
ELEGANCE**

Bring into your space
tiles that create an aura of
natural character.


80x120cm

/ Polished / Matt / Carving

 HIGH MODULE OF
BREAKAGE

 LOW THERMAL
EXPANSION

 RESISTANCE TO
FROST

 LOW
ABSORPTION

 UNDER FLOOR
HEATING

 MINIMUM DEVIATION
FROM EDGE



ELEGANT SATUARIO ENDLESS 80x120cm / Polished & Matt



- HIGH MODULE OF BREAKAGE
- LOW THERMAL EXPANSION
- RESISTANCE TO FROST
- LOW ABSORPTION
- UNDER FLOOR HEATING
- MINIMUM DEVIATION FROM EDGE

AVAILABLE SIZES:



80x120cm

Surface:
POLISHED /
MATT


Thickness: 9mm

Random: 5



ELEGANT STATUARIO
ENDLESS

80x120cm / Polished / Matt





ONYX PEARL 80x120cm / Polished



- HIGH MODULE OF BREAKAGE
- LOW THERMAL EXPANSION
- RESISTANCE TO FROST
- LOW ABSORPTION
- UNDER FLOOR HEATING
- MINIMUM DEVIATION FROM EDGE



AVAILABLE SIZES:



80x120cm

Surface:
POLISHED

Thickness: 9mm

Random: 5


ONYX
PEARL

80x120cm / Polished






AVAILABLE SIZES:



80x120cm



60x60cm



30x60cm

Surface:
POLISHED

Thickness: 9mm

Random: 5

ONYX WHITE 80x120cm / Polished



↓ HIGH MODULE OF BREAKAGE

↕ LOW THERMAL EXPANSION

❄ RESISTANCE TO FROST

☂ LOW ABSORPTION


🔥 UNDER FLOOR HEATING

⚡ MINIMUM DEVIATION FROM EDGE



ONYX
WHITE

80x120cm / Polished





IMPERIAL BEIGE 80x120cm / Polished



- HIGH MODULE OF BREAKAGE
- LOW THERMAL EXPANSION
- RESISTANCE TO FROST
- LOW ABSORPTION
- UNDER FLOOR HEATING
- MINIMUM DEVIATION FROM EDGE



AVAILABLE SIZES:



80x120cm

Surface:
POLISHED

Thickness: 9mm

Random: 5

IMPERIAL
BEIGE

80x120cm / Polished





EMERALD GREY ENDLESS 80x120cm / Polished



- HIGH MODULE OF BREAKAGE
- LOW THERMAL EXPANSION
- RESISTANCE TO FROST
- LOW ABSORPTION
- UNDER FLOOR HEATING
- MINIMUM DEVIATION FROM EDGE



AVAILABLE SIZES:



80x120cm

Surface: POLISHED


Thickness: 9mm

Random: 3

EMERALD GREY
ENDLESS

80x120cm / Polished





CONCRETE BIANCO 80x120cm / Matt



- HIGH MODULE OF BREAKAGE
- LOW THERMAL EXPANSION
- RESISTANCE TO FROST
- LOW ABSORPTION
- UNDER FLOOR HEATING
- MINIMUM DEVIATION FROM EDGE



AVAILABLE SIZES:



80x120cm

Surface:
MATT

Thickness: 9mm

Random: 4

CONCRETE
BIANCO

80x120cm / Matt





ASTONISHED GREY 80x120cm / Carving



- HIGH MODULE OF BREAKAGE
- LOW THERMAL EXPANSION
- RESISTANCE TO FROST
- LOW ABSORPTION
- UNDER FLOOR HEATING
- MINIMUM DEVIATION FROM EDGE

AVAILABLE SIZES:



80x120cm

Surface:
CARVING

Thickness: 9mm

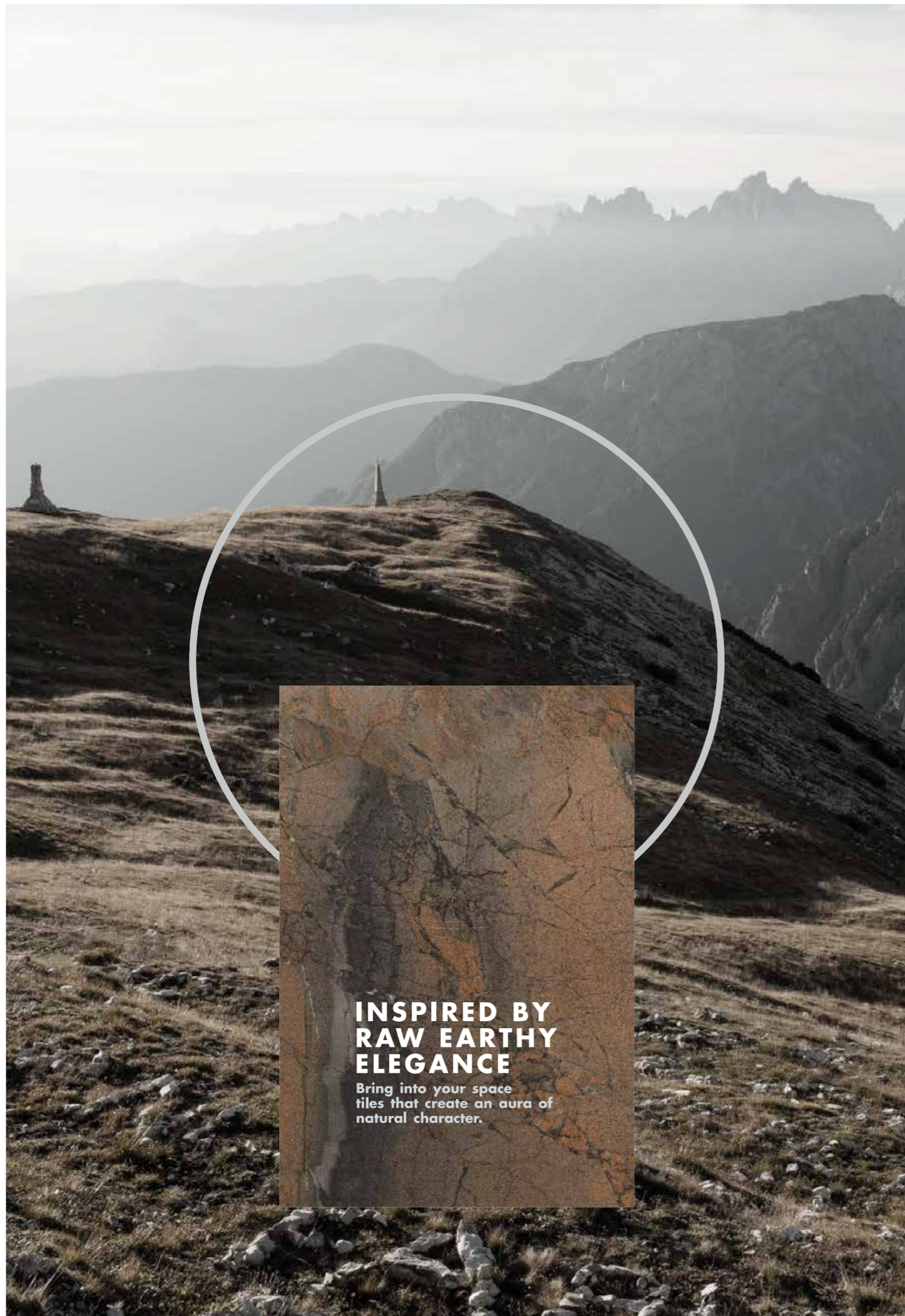
Random: 5



ASTONISHED
GREY

80x120cm / Carving






**INSPIRED BY
RAW EARTHY
ELEGANCE**

Bring into your space
tiles that create an aura of
natural character.

60x90cm

/ Outdoor R11


 HIGH MODULE OF
BREAKAGE



 LOW THERMAL
EXPANSION

 RESISTANCE TO
FROST

 LOW
ABSORPTION

 UNDER FLOOR
HEATING

 MINIMUM DEVIATION
FROM EDGE



ALFRESCO WOOD 60x90cm / Outdoor R11



-  HIGH MODULE OF BREAKAGE
-  LOW THERMAL EXPANSION
-  RESISTANCE TO FROST
-  LOW ABSORPTION
-  UNDER FLOOR HEATING
-  MINIMUM DEVIATION FROM EDGE

AVAILABLE SIZES:





60x90cm

Surface: OUTDOOR / R11 Thickness: 20mm  Random: 4




ALFRESCO
WOOD

60x90cm / Outdoor





AVAILABLE SIZES:



60x90cm

Surface:
OUTDOOR / R11

Thickness: 20mm

Random: 8

NEWTON GREY 60x90cm / Outdoor R11



HIGH MODULE OF
BREAKAGE



LOW THERMAL
EXPANSION



RESISTANCE TO
FROST



LOW
ABSORPTION



UNDER FLOOR
HEATING



MINIMUM DEVIATION
FROM EDGE


WALLCANO
TILES



NEWTON
GREY

60x90cm / Outdoor






TUSCAN ANTHRECITE 60x90cm / Outdoor R11



-  HIGH MODULE OF BREAKAGE
-  LOW THERMAL EXPANSION
-  RESISTANCE TO FROST
-  LOW ABSORPTION
-  UNDER FLOOR HEATING
-  MINIMUM DEVIATION FROM EDGE



AVAILABLE SIZES:




60x90cm


Surface: OUTDOOR / R11 Thickness: 20mm  Random: 4

TUSCAN
ANTHRECITE
60x90cm / Outdoor





AVAILABLE SIZES:



60x90cm



Surface:
OUTDOOR / R11

Thickness: 20mm

Random: 8

CEMENTINO GREY 60x90cm / Outdoor R11




-  HIGH MODULE OF BREAKAGE
-  LOW THERMAL EXPANSION
-  RESISTANCE TO FROST
-  LOW ABSORPTION
-  UNDER FLOOR HEATING
-  MINIMUM DEVIATION FROM EDGE



CEMENTINO
GREY

60x90cm / Outdoor





**INSPIRED BY
RAW EARTHY
ELEGANCE**

Bring into your space
tiles that create an aura of
natural character.



30x60cm

/ Polished / Matt



HIGH MODULE OF
BREAKAGE



LOW THERMAL
EXPANSION



RESISTANCE TO
FROST



LOW
ABSORPTION



UNDER FLOOR
HEATING




MINIMUM DEVIATION
FROM EDGE



AVAILABLE SIZES:



60x120cm



60x60cm
Polished / Matt



30x60cm
Polished / Matt

Surface:
POLISHED /
MATT

Thickness: 9mm

Random: 13

ETERNAL SATUARIO 30x60cm / Polished & Matt



↓ HIGH MODULE OF
BREAKAGE

↕ LOW THERMAL
EXPANSION

❄ RESISTANCE TO
FROST

💧 LOW
ABSORPTION

🔥 UNDER FLOOR
HEATING

⚡ MINIMUM DEVIATION
FROM EDGE




ETERNAL
SATUARIO

30x60cm / Polished





AVAILABLE SIZES:



60x60cm



30x60cm

Surface:
POLISHED

Thickness: 9mm

Random: 16

SPECTRA BIANCO ENDLESS 30x60cm / Polished



- HIGH MODULE OF BREAKAGE
- LOW THERMAL EXPANSION
- RESISTANCE TO FROST
- LOW ABSORPTION
- UNDER FLOOR HEATING
- MINIMUM DEVIATION FROM EDGE




SPECTRA BIANCO
ENDLESS

30x60cm / Polished





AVAILABLE SIZES:



60x60cm



30x60cm

Surface:
POLISHED

Thickness: 9mm

Random: 16

SPECTRA GRIS ENDLESS 30x60cm / Polished


WALLCANO
TILES

-  HIGH MODULE OF BREAKAGE
-  LOW THERMAL EXPANSION
-  RESISTANCE TO FROST
-  LOW ABSORPTION
-  UNDER FLOOR HEATING
-  MINIMUM DEVIATION FROM EDGE




SPECTRA GRIS
ENDLESS

30x60cm / Polished





AVAILABLE SIZES:



60x60cm



30x60cm

Surface:
POLISHED

Thickness: 9mm

Random: 16

SPECTRA BROWN ENDLESS 30x60cm / Polished



- HIGH MODULE OF BREAKAGE
- LOW THERMAL EXPANSION
- RESISTANCE TO FROST
- LOW ABSORPTION
- UNDER FLOOR HEATING
- MINIMUM DEVIATION FROM EDGE



SPECTRA BROWN
ENDLESS

30x60cm / Polished





AVAILABLE SIZES:



60x120cm



60x60cm



30x60cm

Surface:
POLISHED

Thickness: 9mm

Random: 10

ONYX WHITE 30x60cm / Polished





-  HIGH MODULE OF BREAKAGE
-  LOW THERMAL EXPANSION
-  RESISTANCE TO FROST
-  LOW ABSORPTION
-  UNDER FLOOR HEATING
-  MINIMUM DEVIATION FROM EDGE



ONYX
WHITE
30x60cm / Polished





AVAILABLE SIZES:



30x60cm

Surface: MATT Thickness: 9mm Random: 6

ROYAL GRIS 30x60cm / Matt


- HIGH MODULE OF BREAKAGE
- LOW THERMAL EXPANSION
- RESISTANCE TO FROST
- LOW ABSORPTION
- UNDER FLOOR HEATING
- MINIMUM DEVIATION FROM EDGE



WALLCANO
TILES



ROYAL
GRIS

30x60cm / Matt





AVAILABLE SIZES:



30x60cm



Surface:
MATT

Thickness: 9mm

Random: 6

ROYAL BIANCO 30x60cm / Matt



-  HIGH MODULE OF BREAKAGE
-  LOW THERMAL EXPANSION
-  RESISTANCE TO FROST
-  LOW ABSORPTION
-  UNDER FLOOR HEATING
-  MINIMUM DEVIATION FROM EDGE



ROYAL
BIANCO

30x60cm / Matt



**INSPIRED BY
RAW EARTHY
ELEGANCE**

Bring into your space
tiles that create an aura of
natural character.



30x60cm | 30x45cm FEATURE TILES

/Matt



HIGH MODULE OF
BREAKAGE



LOW THERMAL
EXPANSION



RESISTANCE TO
FROST



LOW
ABSORPTION



UNDER FLOOR
HEATING




MINIMUM DEVIATION
FROM EDGE



BRICKSTONE GREY



-  HIGH MODULE OF BREAKAGE
-  LOW THERMAL EXPANSION
-  RESISTANCE TO FROST
-  LOW ABSORPTION
-  UNDER FLOOR HEATING
-  MINIMUM DEVIATION FROM EDGE



AVAILABLE SIZES:




30x60cm

Surface:
MATT

Thickness: 9mm

Random: 3



BRICKSTONE NATURAL



- HIGH MODULE OF BREAKAGE
- LOW THERMAL EXPANSION
- RESISTANCE TO FROST
- LOW ABSORPTION
- UNDER FLOOR HEATING
- MINIMUM DEVIATION FROM EDGE

AVAILABLE SIZES:



30x60cm

Surface:
MATT

Thickness: 9mm



Random: 3





JAISALMER BEIGE



-  HIGH MODULE OF BREAKAGE
-  LOW THERMAL EXPANSION
-  RESISTANCE TO FROST
-  LOW ABSORPTION
-  UNDER FLOOR HEATING
-  MINIMUM DEVIATION FROM EDGE

AVAILABLE SIZES:




30x60cm

Surface:
MATT

Thickness: 9mm

Random: 3





AVAILABLE SIZES:



30x60cm

Surface:
MATT

Thickness: 9mm



Random: 3

STONEAGE DARK GREY

- HIGH MODULE OF BREAKAGE
- LOW THERMAL EXPANSION
- RESISTANCE TO FROST
- LOW ABSORPTION
- UNDER FLOOR HEATING
- MINIMUM DEVIATION FROM EDGE


WALLCANO
TILES





STONEAGE LIGHT GREY



-  HIGH MODULE OF BREAKAGE
-  LOW THERMAL EXPANSION
-  RESISTANCE TO FROST
-  LOW ABSORPTION
-  UNDER FLOOR HEATING
-  MINIMUM DEVIATION FROM EDGE

AVAILABLE SIZES:



30x60cm

Surface:
MATT

Thickness: 9mm

Random: 3





AVAILABLE SIZES:



30x45cm

Surface:
MATT

Thickness: 9mm


Random: 3

MATT ROCK BLACK & WHITE

- HIGH MODULE OF BREAKAGE
- LOW THERMAL EXPANSION
- RESISTANCE TO FROST
- LOW ABSORPTION
- UNDER FLOOR HEATING
- MINIMUM DEVIATION FROM EDGE


WALLCANO
TILES





AVAILABLE SIZES:



30x45cm

Surface:
MATT

Thickness: 9mm

Random: 3

MATT ROCK WHITE



HIGH MODULE OF
BREAKAGE



LOW THERMAL
EXPANSION



RESISTANCE TO
FROST



LOW
ABSORPTION




UNDER FLOOR
HEATING



MINIMUM DEVIATION
FROM EDGE


WALLCANO
TILES





AVAILABLE SIZES:



30x45cm

Surface:
MATT

Thickness: 9mm

Random: 3

MOONSTONE GRIS

-  HIGH MODULE OF BREAKAGE
-  LOW THERMAL EXPANSION
-  RESISTANCE TO FROST
-  LOW ABSORPTION
-  UNDER FLOOR HEATING
-  MINIMUM DEVIATION FROM EDGE


WALLCANO
TILES





AVAILABLE SIZES:



30x45cm

Surface:
MATT

Thickness: 9mm

Random: 3

MOONSTONE TERRA



HIGH MODULE OF
BREAKAGE



LOW THERMAL
EXPANSION



RESISTANCE TO
FROST



LOW
ABSORPTION



UNDER FLOOR
HEATING



MINIMUM DEVIATION
FROM EDGE


WALLCANO
TILES





MOONSTONE GRIS (030)



-  HIGH MODULE OF BREAKAGE
-  LOW THERMAL EXPANSION
-  RESISTANCE TO FROST
-  LOW ABSORPTION
-  UNDER FLOOR HEATING
-  MINIMUM DEVIATION FROM EDGE

AVAILABLE SIZES:



30x45cm

Surface:
MATT

Thickness: 9mm

Random: 3





MOONSTONE WHITE



-  HIGH MODULE OF BREAKAGE
-  LOW THERMAL EXPANSION
-  RESISTANCE TO FROST
-  LOW ABSORPTION
-  UNDER FLOOR HEATING
-  MINIMUM DEVIATION FROM EDGE

AVAILABLE SIZES:



30x45cm

Surface:
MATT

Thickness: 9mm

Random: 1



TECHNICAL SPECIFICATIONS

CHARACTERISITICS	STANDARD AS PER ISO-13006/EN14411 GROUP BLA	VALUE	TEST METHOD
Regulatory Properties			
Deviation in Length & width	±0.5%	±0.3%	ISO-10545-2
Deviation in thickness	±0.5%	±0.4%	ISO-10545-2
Straightness in side	±0.5%	±0.1%	ISO-10545-2
Rectangularity	±0.5%	±0.1%	ISO-10545-2
Surface Flatness	±0.5%	±0.2%	ISO-10545-2
Color Difference	Unitered	No change	ISO-10545-16
Glossiness	As per mfg.	Min 90%	GLOSSO METER
Structural Properties			
Water absorption	<0.50%	<0.05%	ISO-10545-3
Apparent density	>2.0g/cc	>2.10g/cc	DIN 51082
Messavie Mechanical Properties			
Modulu's of repture	-Min.35N/mm ²	Min. 40 N/mm ²	ISO-10545-4
Breaking strength	Min. 1300 N	Min. 1800 N	ISO-10545-4
Impact resistance	As per mfg.	Min. 0.55	ISO-10545-5
Surface mechanical Properties			
Resistance to surface abrasion (PEI rating)	As per mfg.	Min. Class-5	ISO-10545-7
MOH's hardness	As per mfg.	Min. 5	EN 101
Thermo Hygromrtric Properties			
Frost Resistance	No damage	No damage	ISO-10545-12
Thermal shock resistance	No damage	No damage	ISO-10545-9
Mosture expansion	Nil	Nil	ISO-10545-10
Thermal expansion (COE)	Max.9.0x10	Max. 6.5x10 ⁹	ISO-10545-8
Crazing resistance	As per mfg.	Min. 10 Cycle	ISO-10545-11
Chemical Properties			
Chemical resistance	No damage	No damage	ISO-10545-13
Stain resistance	Min. Class 3	Min. Class5	ISO-10545-14
Safety Properties			
Slip resistance	As per mfg.	>0.40	ISO-10545-17
Fire resistance	As per mfg.	Fireproof	N.A.
Lead & Cafmum given off by glazes tiles	As per mfg.	Does not yield Pb & Cd	ISO-10545-15

SIZE	PIECES/BOX	AREA/BOX	WEIGHT/BOX
30x45cm (Feature Tiles)	5 pcs.	0.675 sq. mtr.	11 kgs.
30x60cm (Feature Tiles)	5 pcs.	0.9 sq. mtr.	15 kgs.
30x60cm (Porcelain Tiles)	5 pcs.	0.9 sq. mtr.	18 kgs.
60x60cm (Porcelain Tiles)	4 pcs.	1.44 sq. mtr.	26 kgs.
60x120cm (Porcelain Tiles)	2 pcs.	1.44 sq. mtr.	27 kgs.
60x120cm (Glass Tiles)	1 pcs.	0.72 sq. mtr.	18 kgs.
80x120cm (Porcelain Tiles)	2 pcs.	1.92 sq. mtr.	36 kgs.
60x90cm (Outdoor Tiles)	1 pcs.	0.54 sq. mtr.	24 kgs.

Laying Instructions

- 1) Measure the area where the tiles are intended to be fixed. Ensure there are enough tiles to cover the total area to be tiled.
- 2) Before fixing the tile always check for a flat base surface. It is advised to fix a flat cement sheet or water proof ply-board with the help of an adhesive or silicon adhesive for leveling the wall surface.
- 3) It is recommended to use spacers between tiles to avoid contraction or expansion due to climate change, which may cause cracks.
- 4) Use a glue gun to spread silicon adhesive evenly on the back of the tile.
- 5) Fix the tile on the wall and make sure it is level with the ground.
- 6) Gently tap the tile to avoid any air pockets. It will also help in proper adhesion.

Cutting Information

- 7) Whenever required, only use a special diamond cutting blade for cutting the tile.
- 8) Use a diamond pad for edge polishing to remove rough or jagged edges after cutting the tile.
- 9) Use vacuum pads to handle and adjust the level of the tile, when installing at a height.
- 10) Use Diamond Hole saw drill bits available in different sizes, while constantly sprinkling water to drill holes in the tile. For round cutting, it is advised to cover the area of cutting with ebro / paper tape prior to cutting. This ensures non-cracking/ chipping of the adjacent area within the tile.

DISCLAIMER:

Our Company reserves the right to delete and amend either totally or partially, any of the colors, shapes, sizes, reference and other technical specifications contained in this catalogue at anytime. The colors shown of tiles in this catalogue are purely illustrative and limited to printing process, please refer actual sample before final selection. The details of sizes, colors, references should be verified for typographical errors.