

MATT



*Class in every Square*

Collection\_2023



## About us /

At Top-notch tiles, building quality is our top priority, and it speaks for itself. Since our establishment in 2010, we have remained committed to delivering superior products to our valued clients. We understand that quality starts right from the selection of the finest raw materials for our products and continues throughout the entire manufacturing process. Our skilled labour meticulously oversees every step of production, ensuring that each product meets our high standards. We believe in the power of micro management to maintain consistent quality and address any potential issues promptly.

Innovation is at the core of our company's values, and our dedicated Research and Development team continuously explores new surfaces and designs. By closely examining various application aspects, we create dynamic designs and vibrant colors that captivate the senses. With a strong focus on quality and innovation, we take pride in offering products that not only meet but exceed our clients' expectations.

Our commitment to excellence drives us to deliver exceptional building materials that stand the test of time and enhance the aesthetic appeal of any project.



[www.topnotchtiles.com](http://www.topnotchtiles.com)



---

## Message from Directors:

|

Top-notch tiles operates its manufacturing plant in India, along with corporate offices in London and Ahmedabad. We take great pride in our ability to deliver an exceptional level of service satisfaction to our valued clients. At the core of our operations is a relentless commitment to exceeding customer expectations.

We believe in going above and beyond to ensure that our clients receive the highest level of service possible. Our dedication to providing an optimum level of service sets us apart from others in the industry. When you choose our company, you will experience the difference in our unwavering commitment to meeting your needs. We strive to build long-lasting relationships with our clients by delivering exceptional service, prompt communication, and reliable support. Your satisfaction is our top priority, and we work tirelessly to ensure that we consistently meet and exceed your expectations.

Whether you require our products or services, you can trust us to provide an unparalleled level of commitment and dedication. We are confident that once you experience our level of service, you will see why we stand out from the competition.



## Available Format /



60x  
120cm

60x  
60cm


30x  
60cm



Available  
Thickness /



9mm



△ FINISHES  
 MATT

≡ THICKNESS  
 9 MM

↔ FORMAT



PORCELAIN  
 STONEWARE



**DESERT BEIGE**









**DESERT BROWN**



**DESERT GREY**



**ELITE BIANCO**

-  HIGH MODULE OF BREAKAGE
-  RESISTANCE TO FROST
-  RESISTANCE TO ABRASION
-  LOW THERMAL EXPANSION
-  RESISTANT TO STAINS
-  LOW ABSORPTION
-  RESISTANT TO CHEMICAL
-  MINIMUM DEVIATION FROM EDGE
-  UNDER FLOOR HEATING










△ FINISHES  
 MATT

≡ THICKNESS  
 9 MM

↔ FORMAT



PORCELAIN  
 STONEWARE

-  HIGH MODULE OF BREAKAGE
-  RESISTANCE TO FROST
-  RESISTANCE TO ABRASION
-  LOW THERMAL EXPANSION
-  RESISTANT TO STAINS
-  LOW ABSORPTION
-  RESISTANT TO CHEMICAL
-  MINIMUM DEVIATION FROM EDGE
-  UNDER FLOOR HEATING




**ELITE BROWN**



**ELITE GREY**



**ELITE IVORY**



**ELITE NATURAL**

△ FINISHES  
 MATT

≡ THICKNESS  
 9 MM

↔ FORMAT












PORCELAIN  
 STONEWARE



**ENVER ALMOND**



**ENVER BIANCO**

-  HIGH MODULE OF BREAKAGE
-  RESISTANCE TO FROST
-  RESISTANCE TO ABRASION
-  LOW THERMAL EXPANSION
-  RESISTANT TO STAINS
-  LOW ABSORPTION
-  RESISTANT TO CHEMICAL
-  MINIMUM DEVIATION FROM EDGE
-  UNDER FLOOR HEATING



**ENVER COFFEE**



**ENVER GREY**












FINISHES MATT THICKNESS 9 MM

FORMAT



PORCELAIN STONEWARE

-  HIGH MODULE OF BREAKAGE
-  RESISTANCE TO FROST
-  RESISTANCE TO ABRASION
-  LOW THERMAL EXPANSION
-  RESISTANT TO STAINS
-  LOW ABSORPTION
-  RESISTANT TO CHEMICAL
-  MINIMUM DEVIATION FROM EDGE
-  UNDER FLOOR HEATING



ENVER NERO



EVEN BROWN



EVEN CREMA



EVEN GREY










△ FINISHES  
 MATT

≡ THICKNESS  
 9 MM

↔ FORMAT



PORCELAIN  
 STONEWARE

-  HIGH MODULE OF BREAKAGE
-  RESISTANCE TO FROST
-  RESISTANCE TO ABRASION
-  LOW THERMAL EXPANSION
-  RESISTANT TO STAINS
-  LOW ABSORPTION
-  RESISTANT TO CHEMICAL
-  MINIMUM DEVIATION FROM EDGE
-  UNDER FLOOR HEATING



**EVEN WHITE**



**GALAXY BIANCO**



**GALAXY BROWN**



**GALAXY CREMA**

FINISHES MATT THICKNESS 9 MM

FORMAT



PORCELAIN  
 STONEWARE



**GALAXY GREY**



**JUPITER BIANCO**

-  HIGH MODULE OF BREAKAGE
-  RESISTANCE TO FROST
-  RESISTANCE TO ABRASION
-  LOW THERMAL EXPANSION
-  RESISTANT TO STAINS
-  LOW ABSORPTION
-  RESISTANT TO CHEMICAL
-  MINIMUM DEVIATION FROM EDGE
-  UNDER FLOOR HEATING



**JUPITER BLACK**












**JUPITER BROWN**

FINISHES MATT THICKNESS 9 MM

FORMAT



PORCELAIN  
 STONEWARE

-  HIGH MODULE OF BREAKAGE
-  RESISTANCE TO FROST
-  RESISTANCE TO ABRASION
-  LOW THERMAL EXPANSION
-  RESISTANT TO STAINS
-  LOW ABSORPTION
-  RESISTANT TO CHEMICAL
-  MINIMUM DEVIATION FROM EDGE
-  UNDER FLOOR HEATING



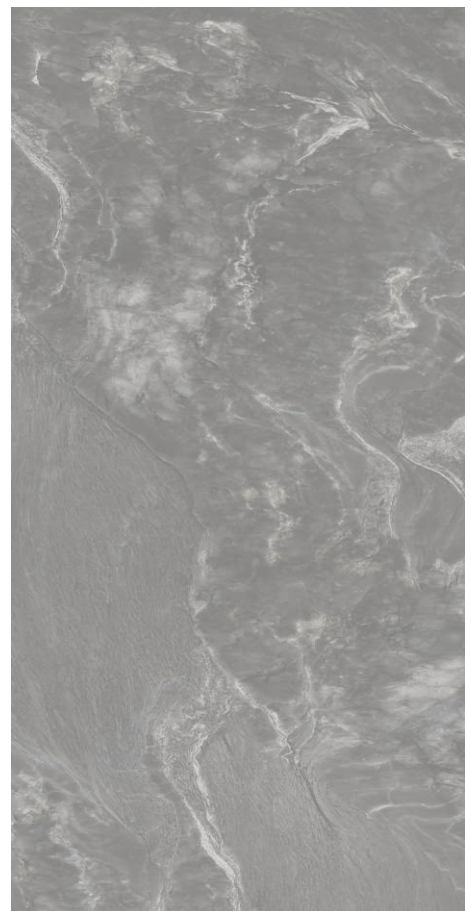
JUPITER CREMA



JUPITER GREY



MAJESTIC BIANCO



MAJESTIC GREY


△ FINISHES  
 MATT

≡ THICKNESS  
 9 MM

↔ FORMAT



PORCELAIN  
 STONEWARE

-  HIGH MODULE OF BREAKAGE
-  RESISTANCE TO FROST
-  RESISTANCE TO ABRASION
-  LOW THERMAL EXPANSION
-  RESISTANT TO STAINS
-  LOW ABSORPTION
-  RESISTANT TO CHEMICAL
-  MINIMUM DEVIATION FROM EDGE
-  UNDER FLOOR HEATING



**MATRIX BEIGE**



**MATRIX BIANCO**



**MATRIX CREMA**



**MATRIX IVORY**

FINISHES MATT THICKNESS 9 MM

FORMAT



PORCELAIN  
 STONEWARE



MATRIX NATURAL



MATRIX NERO

- HIGH MODULE OF BREAKAGE
- RESISTANCE TO FROST
- RESISTANCE TO ABRASION
- LOW THERMAL EXPANSION
- RESISTANT TO STAINS
- LOW ABSORPTION
- RESISTANT TO CHEMICAL
- MINIMUM DEVIATION FROM EDGE
- UNDER FLOOR HEATING



MOON CREMA



MOON GREY

△ FINISHES  
 MATT

≡ THICKNESS  
 9 MM

↔ FORMAT












PORCELAIN  
 STONEWARE




**MOON WHITE**



**NORWEY BROWN**

-  HIGH MODULE OF BREAKAGE
-  RESISTANCE TO FROST
-  RESISTANCE TO ABRASION
-  LOW THERMAL EXPANSION
-  RESISTANT TO STAINS
-  LOW ABSORPTION
-  RESISTANT TO CHEMICAL
-  MINIMUM DEVIATION FROM EDGE
-  UNDER FLOOR HEATING



**NORWEY NERO**



**OLGA BROWN**

△ FINISHES  
 MATT

≡ THICKNESS  
 9 MM

↔ FORMAT












PORCELAIN  
 STONEWARE



**OLGA CREMA**



**OLGA IVORY**

-  HIGH MODULE OF BREAKAGE
-  RESISTANCE TO FROST
-  RESISTANCE TO ABRASION
-  LOW THERMAL EXPANSION
-  RESISTANT TO STAINS
-  LOW ABSORPTION
-  RESISTANT TO CHEMICAL
-  MINIMUM DEVIATION FROM EDGE
-  UNDER FLOOR HEATING



**OLGA NATURAL**



**OLGA WHITE**












FINISHES  
 MATT

THICKNESS  
 9 MM

FORMAT



PORCELAIN  
 STONEWARE

-  HIGH MODULE OF BREAKAGE
-  RESISTANCE TO FROST
-  RESISTANCE TO ABRASION
-  LOW THERMAL EXPANSION
-  RESISTANT TO STAINS
-  LOW ABSORPTION
-  RESISTANT TO CHEMICAL
-  MINIMUM DEVIATION FROM EDGE
-  UNDER FLOOR HEATING



**OXIDO BEIGE**



**OXIDO BIANCO**



**OXIDO BROWN**



**OXIDO GREY**



△ FINISHES  
 MATT

≡ THICKNESS  
 9 MM

↔ FORMAT



PORCELAIN  
 STONEWARE

-  HIGH MODULE OF BREAKAGE
-  RESISTANCE TO FROST
-  RESISTANCE TO ABRASION
-  LOW THERMAL EXPANSION
-  RESISTANT TO STAINS
-  LOW ABSORPTION
-  RESISTANT TO CHEMICAL
-  MINIMUM DEVIATION FROM EDGE
-  UNDER FLOOR HEATING



**OXIDO IVORY**



**PARKER BIANCO**



**PARKER BROWN**



**PARKER CHOCO**

△ FINISHES  
 MATT

≡ THICKNESS  
 9 MM

↔ FORMAT



PORCELAIN  
 STONEWARE

-  HIGH MODULE OF BREAKAGE
-  RESISTANCE TO FROST
-  RESISTANCE TO ABRASION
-  LOW THERMAL EXPANSION
-  RESISTANT TO STAINS
-  LOW ABSORPTION
-  RESISTANT TO CHEMICAL
-  MINIMUM DEVIATION FROM EDGE
-  UNDER FLOOR HEATING



**PARKER CREMA**



**PARKER GREY**



**PARKER NERO**



**PLUTO BLACK**


FINISHES  
 MATT

THICKNESS  
 9 MM

FORMAT












PORCELAIN  
 STONEWARE



**PLUTO BROWN**



**PLUTO GREY**

-  HIGH MODULE OF BREAKAGE
-  RESISTANCE TO FROST
-  RESISTANCE TO ABRASION
-  LOW THERMAL EXPANSION
-  RESISTANT TO STAINS
-  LOW ABSORPTION
-  RESISTANT TO CHEMICAL
-  MINIMUM DEVIATION FROM EDGE
-  UNDER FLOOR HEATING



**PLUTO IVORY**



**PLUTO WHITE**

FINISHES MATT THICKNESS 9 MM

FORMAT










PORCELAIN  
 STONEWARE



**SIGNATURE BIANCO**



**SIGNATURE GREY**

-  HIGH MODULE OF BREAKAGE
-  RESISTANCE TO FROST
-  RESISTANCE TO ABRASION
-  LOW THERMAL EXPANSION
-  RESISTANT TO STAINS
-  LOW ABSORPTION
-  RESISTANT TO CHEMICAL
-  MINIMUM DEVIATION FROM EDGE
-  UNDER FLOOR HEATING



**URBAN BIANCO**



**URBAN BROWN**

△ FINISHES  
 MATT

≡ THICKNESS  
 9 MM

↔ FORMAT












PORCELAIN  
 STONEWARE



**URBAN CREMA**



**URBAN GREY**

-  HIGH MODULE OF BREAKAGE
-  RESISTANCE TO FROST
-  RESISTANCE TO ABRASION
-  LOW THERMAL EXPANSION
-  RESISTANT TO STAINS
-  LOW ABSORPTION
-  RESISTANT TO CHEMICAL
-  MINIMUM DEVIATION FROM EDGE
-  UNDER FLOOR HEATING



**URBAN IVORY**












**ZETA BIANCO**


FINISHES MATT THICKNESS 9 MM

FORMAT



PORCELAIN  
 STONEWARE

-  HIGH MODULE OF BREAKAGE
-  RESISTANCE TO FROST
-  RESISTANCE TO ABRASION
-  LOW THERMAL EXPANSION
-  RESISTANT TO STAINS
-  LOW ABSORPTION
-  RESISTANT TO CHEMICAL
-  MINIMUM DEVIATION FROM EDGE
-  UNDER FLOOR HEATING



ZETA BLACK



ZETA BROWN



ZETA CREMA



ZETA GREY

# Technical Specification /

CHARACTERISTICS	STANDARD AS PER ISO-13006/EN14411 GROUP BLA	OUR VALUE	TEST METHOD
<b>Regulatory Properties</b>			
Deviation in Length & width	±0.5%	±0.3%	ISO-10545-2
Deviation in thickness	±0.5%	±0.4%	ISO-10545-2
Straightness in side	±0.5%	±0.1%	ISO-10545-2
Rectangularity	±0.5%	±0.1%	ISO-10545-2
Surface Flatness	±0.5%	±0.2%	ISO-10545-2
Color Difference	Uniternd	No change	ISO-10545-16
Glossiness	As per mfg.	Min 90%	GLOSSO METER
<b>Structural Properties</b>			
Water absorption	<0.50%	<0.05%	ISO-10545-3
Apparent density	>2.0g/cc	>2.10g/cc	DIN 51082
<b>Messavie Mechanical Properties</b>			
Modulu's of repture	-Min.35N/mm <sup>2</sup>	Min. 40 N/mm <sup>2</sup>	ISO-10545-4
Breaking strength	Min. 1300 N	Min. 1800 N	ISO-10545-4
Impact resistance	As per mfg.	Min. 0.55	ISO-10545-5
<b>Surface mechanical Properties</b>			
Resistance to surface abrasion (PEI rating)	As per mfg.	Min. Class-5	ISO-10545-7
MOH's hardness	As per mfg.	Min. 5	EN 101
<b>Thermo Hygromrtric Properties</b>			
Frost Resistance	No damage	No damage	ISO-10545-12
Thermal shock resistance	No damage	No damage	ISO-10545-9
Mosture expansion	Nil	Nil	ISO-10545-10
Thermal expansion (COE)	Max.9.0x10	Max. 6.5x10 <sup>9</sup>	ISO-10545-8
Crazing resistance	As per mfg.	Min. 10 Cycle	ISO-10545-11
<b>Chemical Properties</b>			
Chemical resistance	No damage	No damage	ISO-10545-13
Stain resistance	Min. Class 3	Min. Class5	ISO-10545-14
<b>Safety Properties</b>			
Slip resistance	As per mfg.	>0.40	ISO-10545-17
Fire resistance	As per mfg.	Fireproof	N.A.
Lead & Cafmum given off by glazes tiles	As per mfg.	Does not yield Pb & Cd	ISO-10545-15



# Packing Detail /

SIZE	PIECES/BOX	AREA/BOX	WEIGHT/BOX (Approx)
60x120cm	2 pcs.	1.44 Sq.Mtr.	38 Kgs.
60x60cm	2 pcs.	0.72 Sq.Mtr.	32.75 Kgs.
30x60cm	5 pcs.	0.9 Sq.Mtr.	18 Kgs.



e-mail : [contact@topnotchtiles.com](mailto:contact@topnotchtiles.com)  
web : [www.topnotchtiles.com](http://www.topnotchtiles.com)